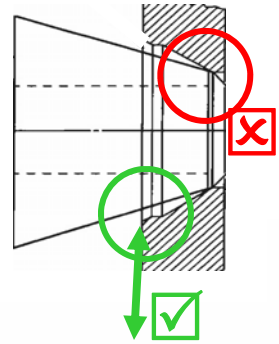



The Center Isn't What it Used to Be

- Many alloy wheels do not have a simple tapered center any more.
- There are a number of different taper angles being used.
- Plus, after the structural part of the center, the wheel may have a narrow cosmetic front.
- **It is critical for accurate balancing that the cone supports the wheel on the structural taper.**
- Incorrect contact can allow the wheel to move while on the balancer, giving false readings or chasing weights.




Back Cone Spacer

Allows for the standard "D" cone to be used as a back one on an 850 through XR Series Balancers. Often needed for applications using the #4 pin plate. **Different Part Number for use on 775 / 875 / 1175.**



Short Cone

Required to prevent contact with the cosmetic face found on Cadillac Seville, Olds Silhouette, Pontiac Grand Prix & Trans Sport and Chrysler LH Chassis models.



Ford ULA Cone

The Ultra Low Angle Cone is specified by Ford to be used on 2003 and newer F150, Expedition & Navigator wheels in conjunction with a pin plate or finger plate.



Tacoma

Light Truck Back & Tacoma Cones

These cones are designed to allow for back coning of some light truck wheels. Can be used on any balancer but are required for light truck back coning on 775/875/1175.

Specialty Cones & Spacer

	28mm	40mm	Range
Ultra Low Angle Cone, Ford	81144441	81141821	TBA
Short Cone	8112420	8112421	2.65" - 3.025"
Light Truck Back Cone	8111539		3.281" - 4.05"
Tacoma Cone	8500035201	81136871	3.281" - 4.44"
Light Truck Back Cone Spacer *	8111935	8111935	Straight 5.25"
*Spacer for 775/875/1175 balancers		8560639401	Straight 5.25"

In Between Cones (Tweener)

Supplemental set for wheels with shallow wheel centers. Shallow cone angles provide more accurate mounting. Example vehicles requiring these cones include Ford Edge and Chevy Malibu.

Tweener Cones

	28mm	40mm	Range
Cone Set (4)	85000340	8113795	1.62" - 3.45"
Miniature	8500033601	8113796	1.62" - 2.33"
Small	8500033701	8113797	2.05" - 2.76"
Medium	8500033801	8113798	2.44" - 3.15"
Large	8500033901	8113799	2.8" - 3.45"

Conventional Light Truck Cone Kit, For use with model 700 balancers

	28mm	Range
Light Truck Cone Kit	8309067	3.375" - 5.88"
Cone Only	8309069	3.375" - 5.88"
Backing Plate	8309068	Tapered



Light Truck Cone Kit

Used for front coning light truck wheels. Cone mounting is quick and easy. The steel backing plate spaces out medium offsets and ensures wheels are held solidly. Good for most light truck wheels including some duallies.



Improved Light Truck Cone Kit	28mm	40mm	Range
Cone Kit	8113276	8113277	4.8" - 6.8"
Cone only	8113279	8113280	4.8" - 6.8"
Backing Plate only	8113060C	8113061	8"

Balancer Chucks

- Balancing some light truck wheels on a cone can be challenging. The greater the offset, the greater the challenge. If the wheel is not sitting straight on the cone, balancers will give false readings.
- The 3 jaw chuck eliminates issues with cone seating providing the **MOST ACCURATE** balancing.




Balancer Chucks	28mm	40mm	2"	Range
Standard Balancer Chuck w/Plate	8113326	8113330		3.13" - 7.13"
Extension jaws for Std. Chuck	85000856	85000856		extend to 9.125"
Front Plate, Optional for Ext. Jaws	8111828	8111850		10"
Heavy Duty Balancer Chuck w/Plate		85009088	85009086	8" - 12"
Front Plate		85009089	85009087	12"

Deep Offset Adapters


- For fleet operators needing the accuracy of a chuck and the speed of a cone.
- For specific center sizes found on some Ford 19.5" & 16" or GM & Chrysler 16" wheels.
- Customers must check wheel center sizes closely.

Off Set Plates	28mm	40mm	2"	Range
Fed-Ex Plate with Backing	8112982	8112984		
Fed-Ex Plate	8112952	8112985		8.627" - 8.7"
Backing Plate	8112828	8111850		10"
Deep Offset Plate Set (3)	8113041C	8113042	8113043	
Ford Double Sided Plate	8113032	8113033	8113034	4.922" & 6.693"
GM/Chrysler Double Sided Plate	8113057	8113058	8113059	4.561" & 4.766"
Backing Plate	8113060C	8113061	8113062	8"
Toyota Kit with Pin Plate		85009945		
Toyota Plate, 5 bolt x 150mm		8500068801		
Toyota Plate, 6 bolt x 5.50"		8500068301		



Baby Budd Cone	28mm	40mm	2"	Range
Cone and Backing Plate Kit	8111829C	8111853C	8109877	8.52" - 8.89"
Cone only	8111827	8111851	8109844	8.52" - 8.89"
Backing Plate	8111828	8111850	8109832	10"

(For Hub Piloted Budd Style Wheels including 19.5")



Budd Adapter for Heavy Duty Balancers: Standard Center Adapter Stud Piloted Wheel Patterns 8x275mm, 10x11.25", 10x335mm

8143935 for 22.5" & 24.5"

Dayton Adapters for Heavy Duty Balancers

Standard Center Adapter	8110785	20" - 22.5"
Extension Kit for Standard Adapter	8110786	24.5" - 26"

